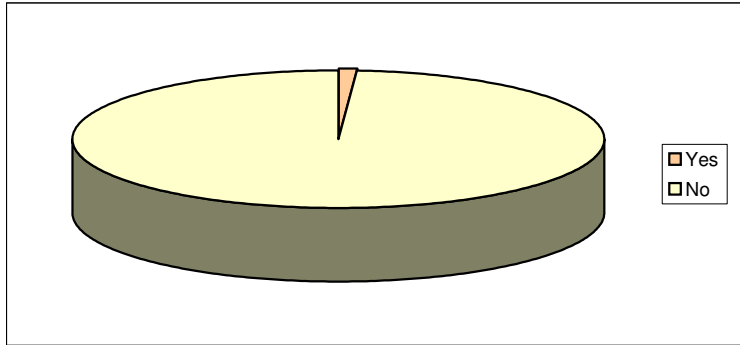


## 2008 General Election - Chief Judge Survey Results

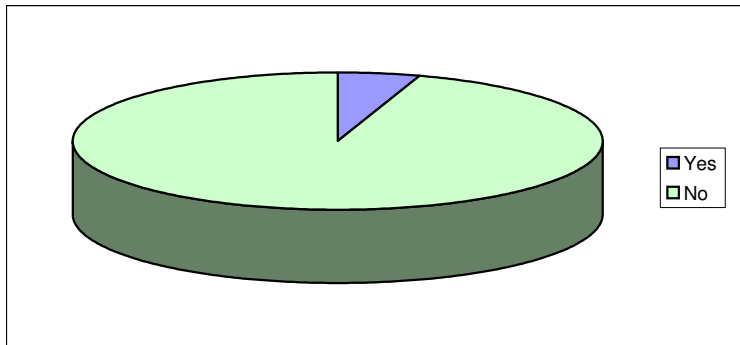
Did you have any problems contacting your polling place prior to the election?

Yes	1%
No	99%



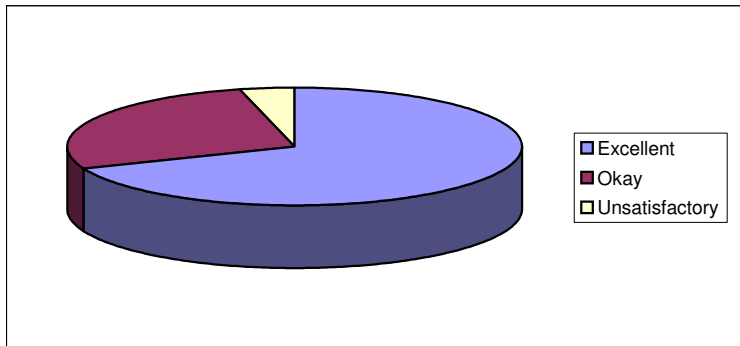
Did any issues arise concerning the delivery or pick-up of your Election Day supplies?

Yes	5%
No	95%



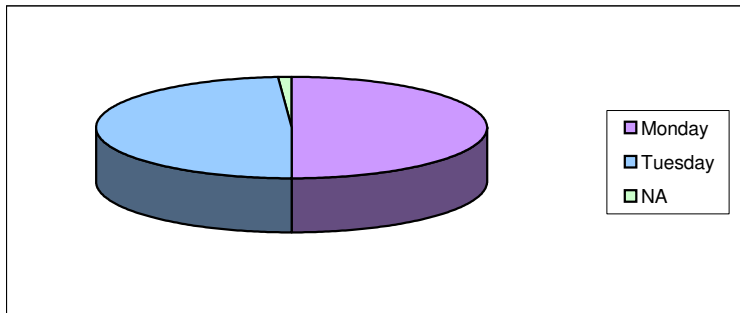
How would you rate the space designated to you for your polling place?

Excellent	69%
Okay	27%
Unsatisfactory	4%



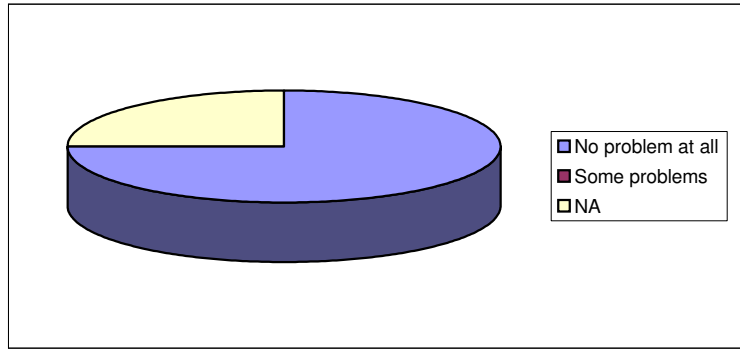
Did you set up on Election Day morning or sometime prior?

Monday	50%
Tuesday	49%
NA	1%



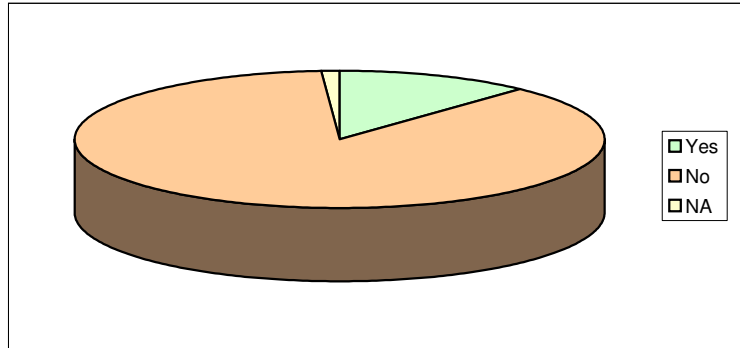
If yes, did you have any trouble getting permission or access to do so?

No problem at all	75%
Some problems	0%
NA	25%



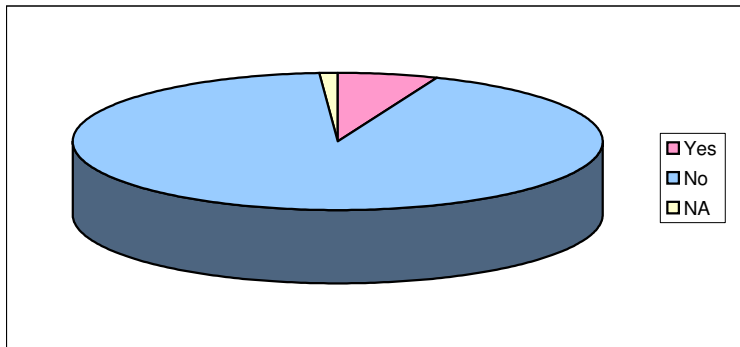
Do you have any concerns about the lighting in and around your polling place?

Yes	12%
No	87%
NA	1%



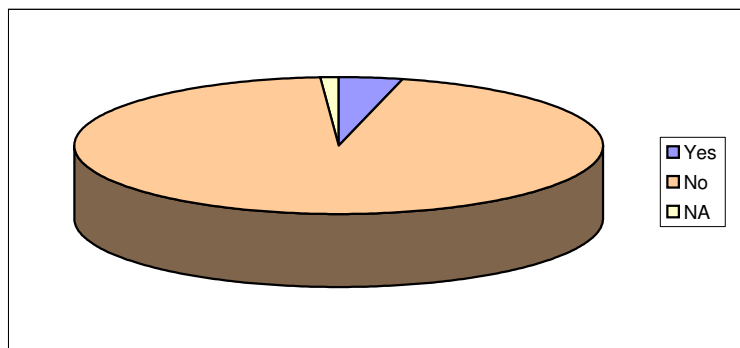
Do you have concerns regarding the available parking around your polling place?

Yes	6%
No	93%
NA	1%



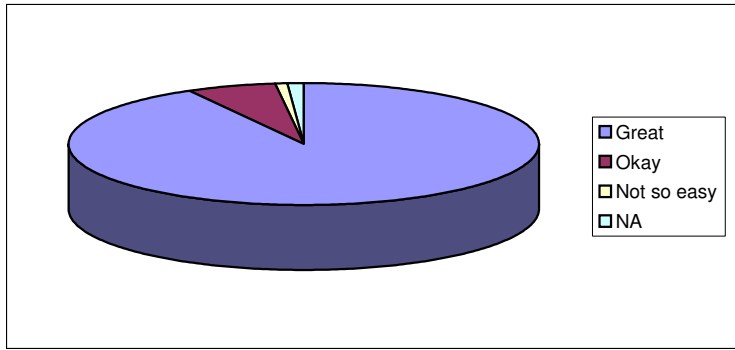
Are there any potential safety hazards in or around your polling place?

Yes	4%
No	95%
NA	1%



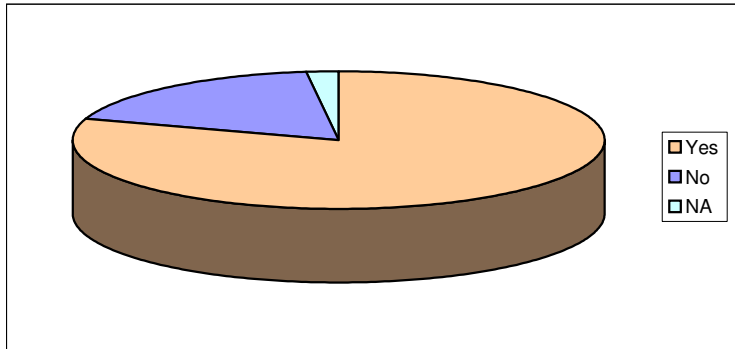
How accomodating is the staff at your polling place?

Great	92%
Okay	6%
Not so easy	1%
NA	1%



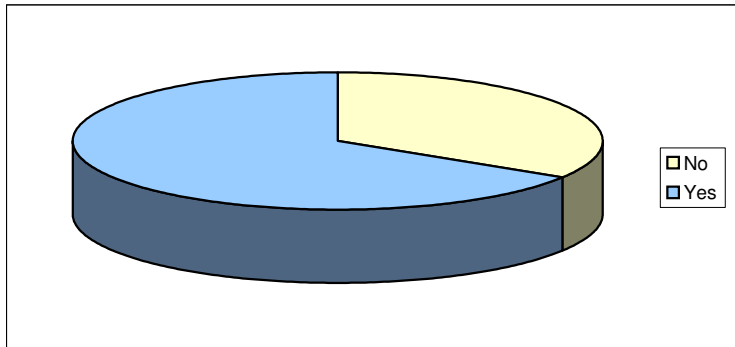
Did you have adequate signage to easily direct your voters where to vote?

Yes	80%
No	18%
NA	2%



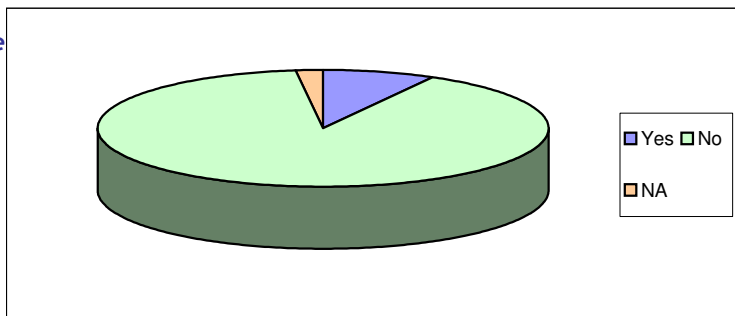
Does your polling place have at least two doors to enter/exit your voting area?

No	34%
Yes	66%



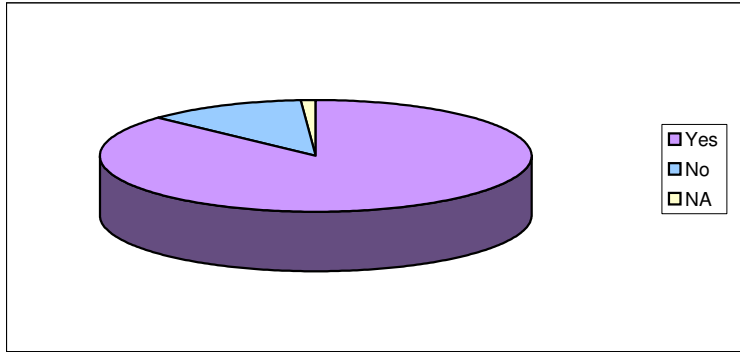
Would you like extra instruction on effective ways to configure your voting area?

Yes	8%
No	90%
NA	2%



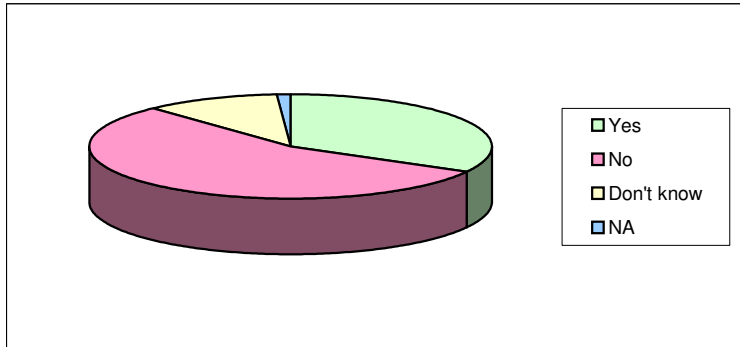
Were the people voting able to line-up indoors or under some form of shelter?

Yes	87%
No	12%
NA	1%



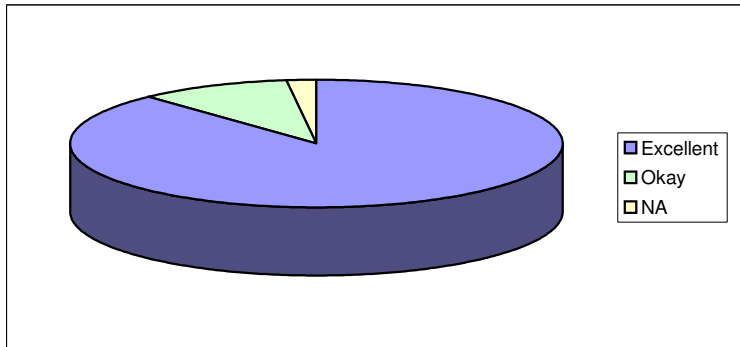
Does your polling place have a large sign or reader board that could direct voters?

Yes	33%
No	55%
Don't know	11%
NA	1%



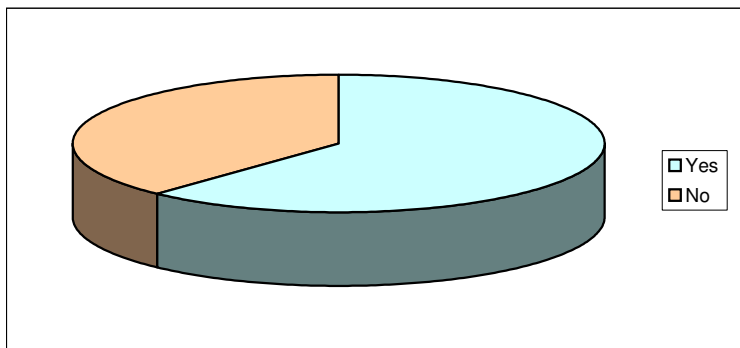
Did you feel adequately staffed?

Excellent	88%
Okay	10%
NA	2%



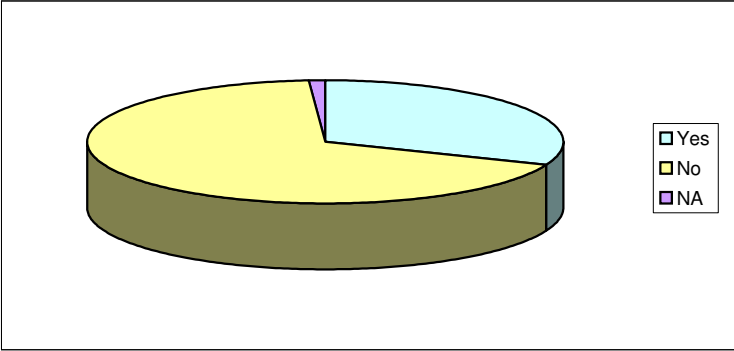
Did you have any workers that had never worked an election before?

Yes	62%
No	38%



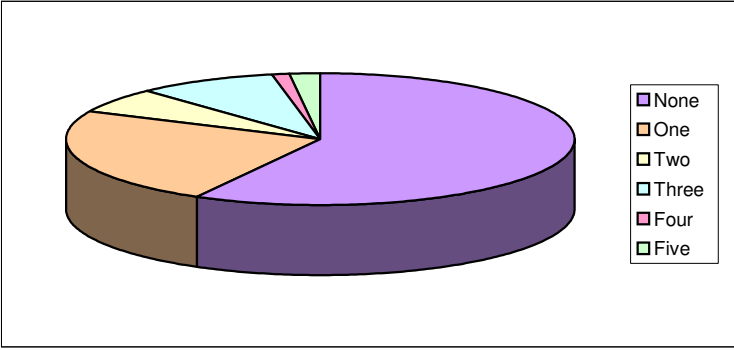
Did you ever utilize an auxiliary worker that was dispatched to your polling place?

Yes	31%
No	68%
NA	1%



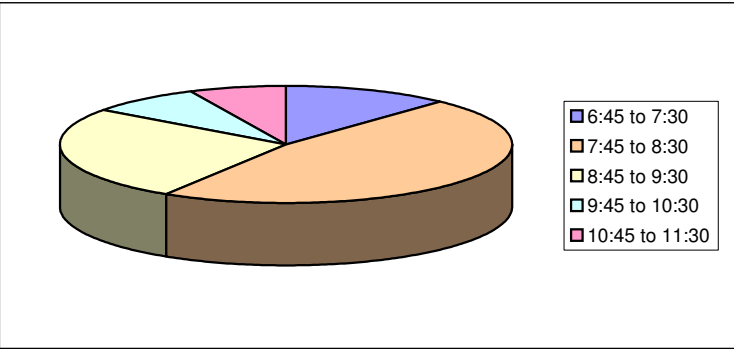
How many voters used the AutoMARK on Election Day?

None	58%
One	24%
Two	6%
Three	9%
Four	1%
Five	2%



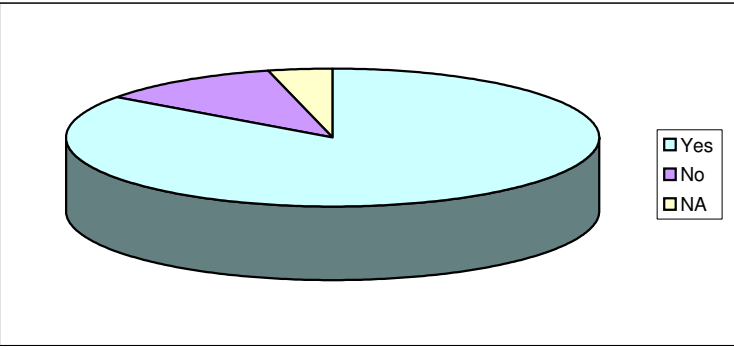
What time did your AutoMARK Set-up Tech arrive?

6:45 to 7:30	12%
7:45 to 8:30	47%
8:45 to 9:30	26%
9:45 to 10:30	8%
10:45 to 11:30	7%



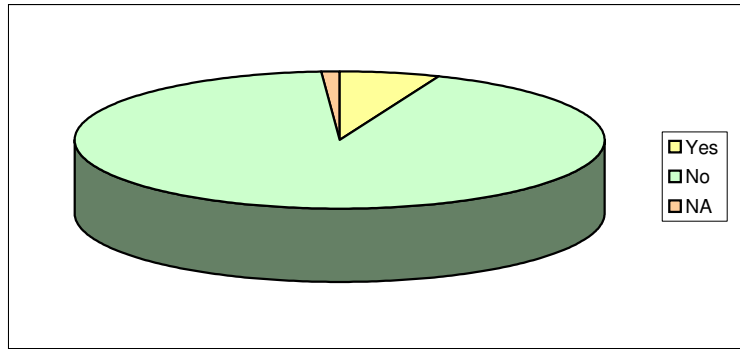
Did you take your AutoMARK down at the end of the evening?

Yes	85%
No	11%
NA	4%



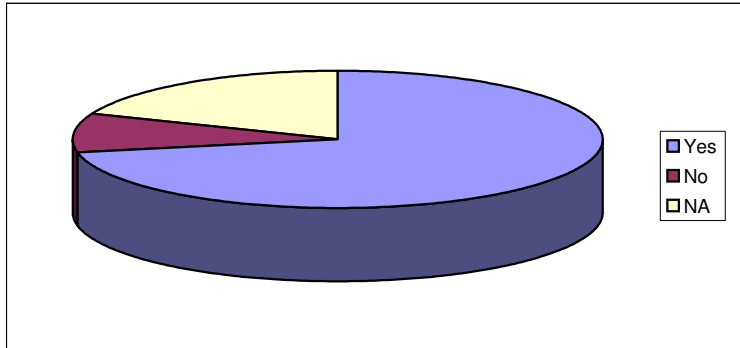
Did you have to call the AutoMARK Helpline at any time during Election Day?

Yes	6%
No	93%
NA	1%



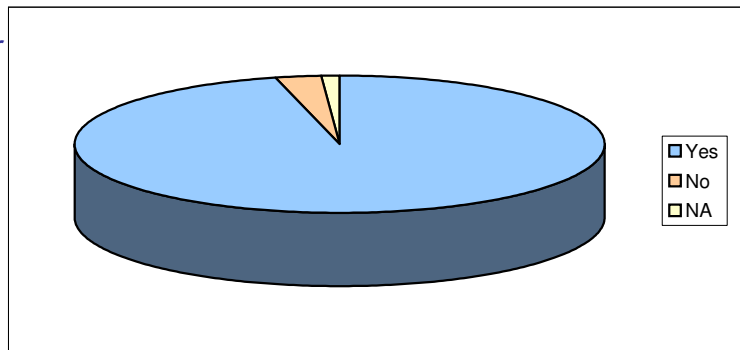
Did the AutoMARK at your polling place function properly the entire day?

Yes	72%
No	9%
NA	19%



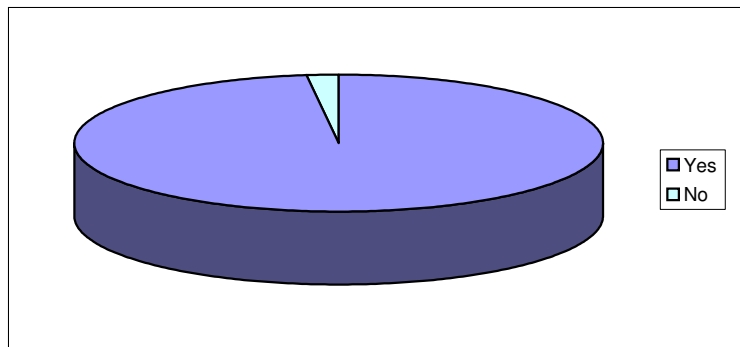
Did your training adequately prepare you for Election Day?

Yes	96%
No	3%
NA	1%



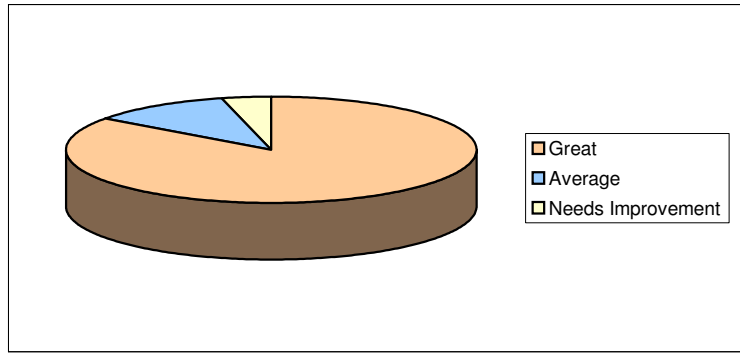
Did you find the training materials clear and helpful?

Yes	98%
No	2%



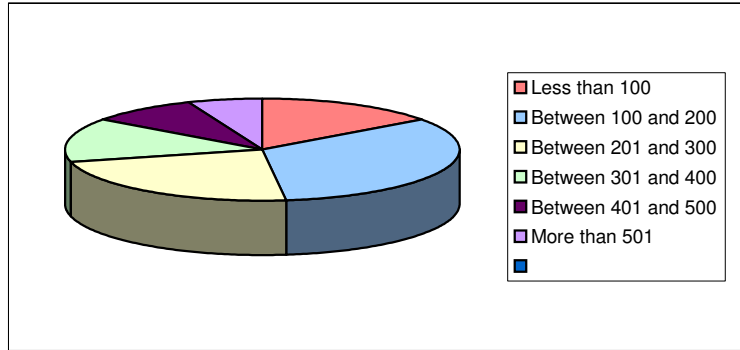
How would you rate the quality of your training?

Great	85%
Average	11%
Needs Improvement	4%



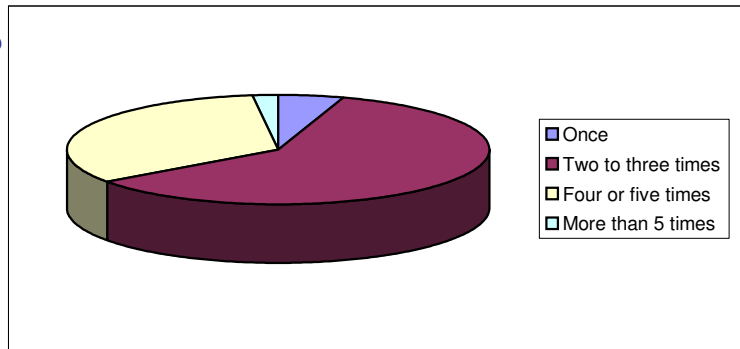
Approximately how many voters registered in your precinct on Election Day?

Less than 100	15%
Between 100 and 200	33%
Between 201 and 300	23%
Between 301 and 400	14%
Between 401 and 500	9%
More than 501	6%



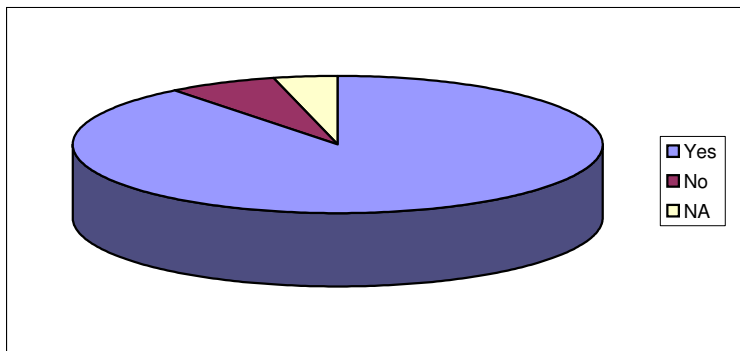
How many times did your District Judge stop by?

Once	5%
Two to three times	60%
Four or five times	33%
More than 5 times	2%



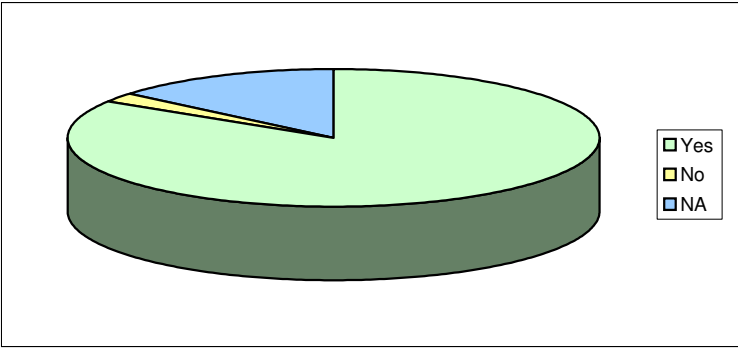
Was your District Judge helpful?

Yes	93%
No	7%
NA	4%



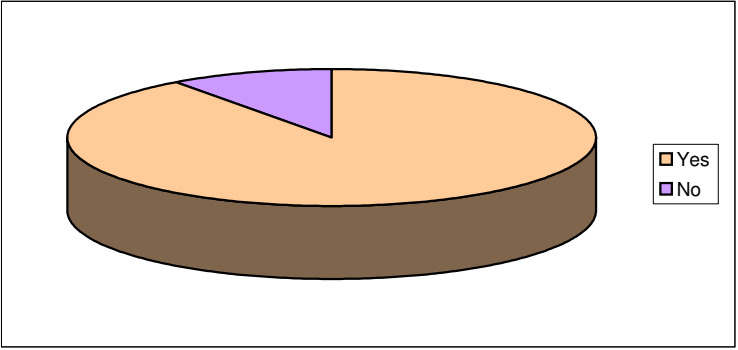
If you needed to contact your District Judge, did they respond promptly?

Yes	84%
No	2%
NA	14%



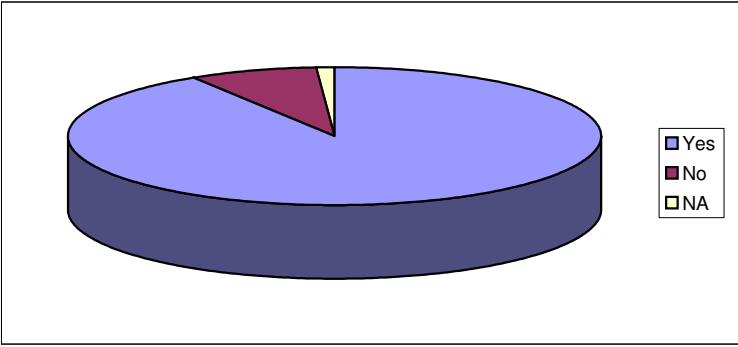
Did you have enough voting booths?

Yes	90%
No	10%



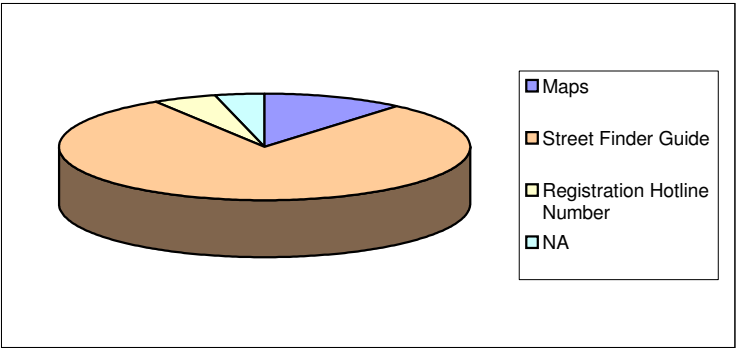
Did you find the larger precinct map helpful?

Yes	91%
No	8%
NA	1%



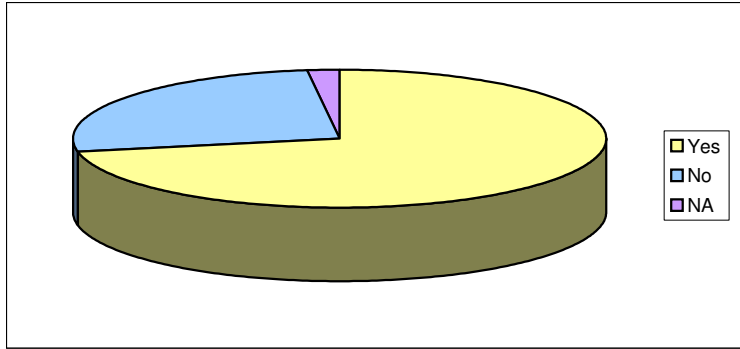
Which tool did your Registration Clerk use most often?

Maps	11%
Street Finder Guide	80%
Registration Hotline Number	5%
NA	4%



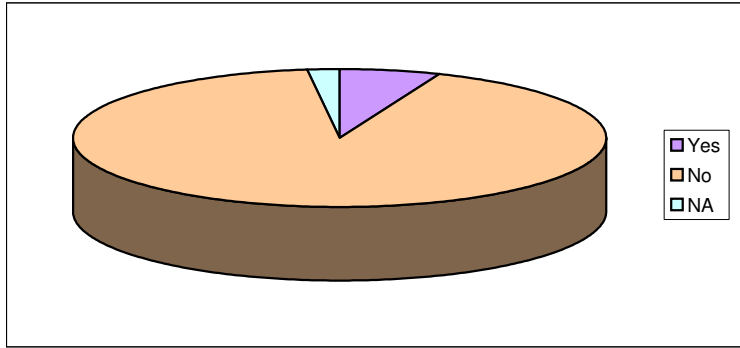
Did you have all of the supplies that you needed?

Yes	72%
No	26%
NA	2%



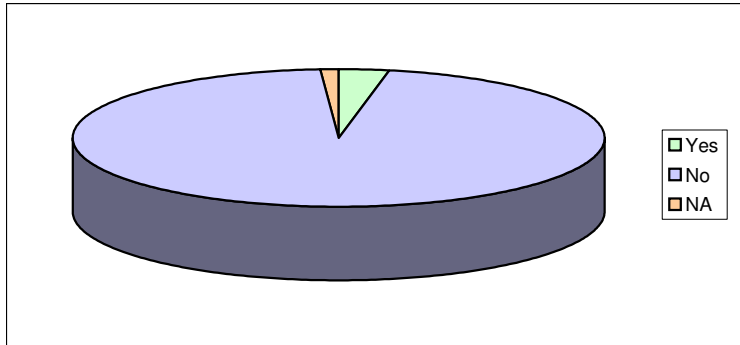
Did you have troubles with the absentee list that was delivered election morning?

Yes	6%
No	92%
NA	2%



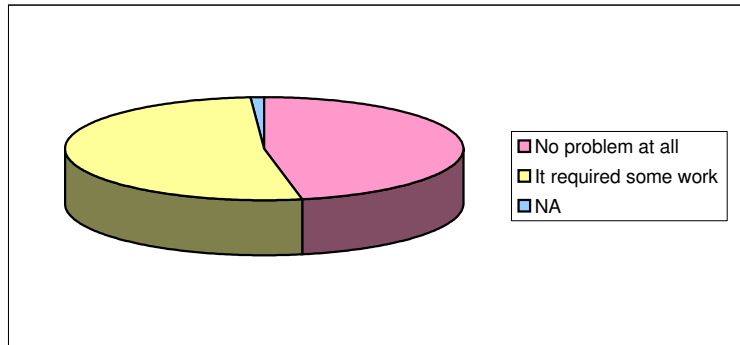
Did you have any voter challenge another voter's eligibility?

Yes	3%
No	96%
NA	1%



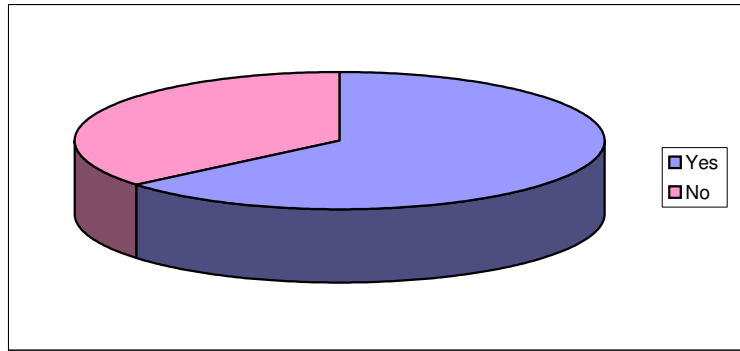
Did you have a name badge shortage?

No problem at all	47%
It required some work	52%
NA	1%



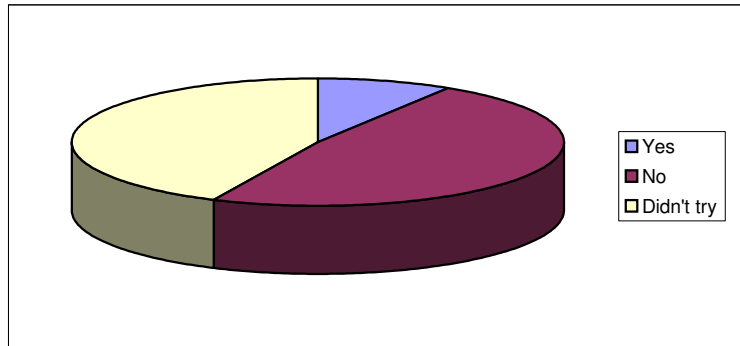
Did you have a Poll Watcher at anytime throughout Election Day?

Yes 64%  
No 36%



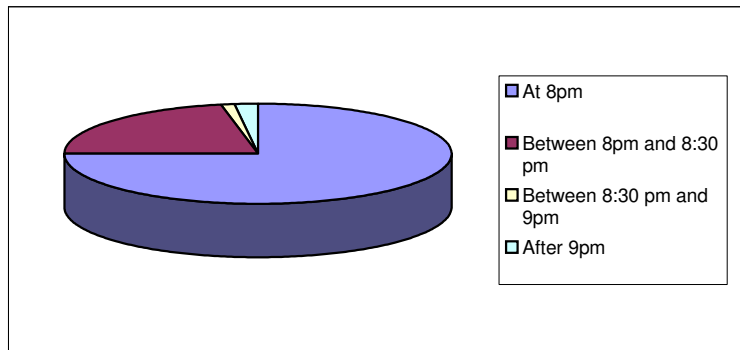
Did you have problems contacting Ashley or the Elections Office?

Yes 9%  
No 48%  
Didn't try 43%



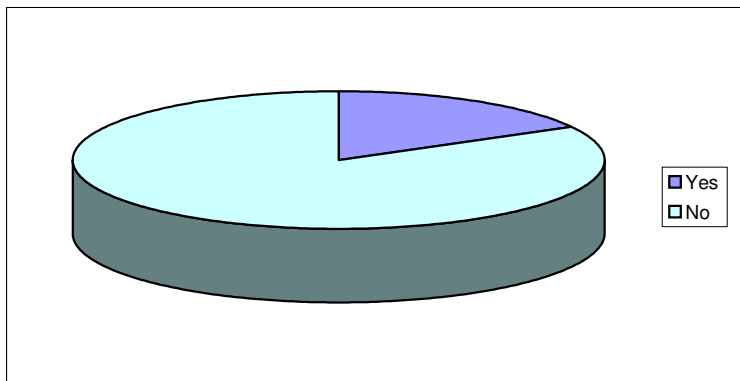
At what time did the last voter exit your polling place?

At 8pm 75%  
Between 8pm and 8:30 pm 22%  
Between 8:30 pm and 9pm 1%  
After 9pm 2%



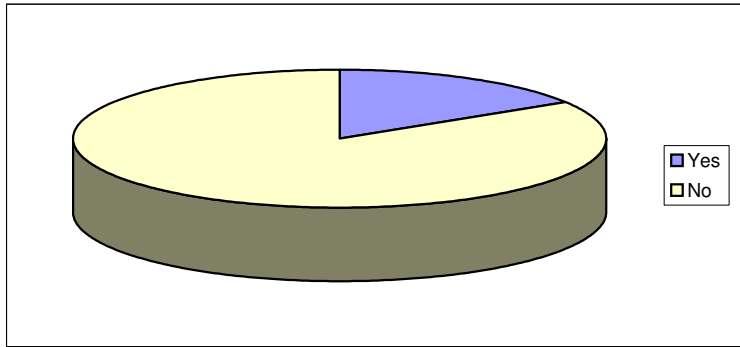
Did you have difficulties reconciling the ballots and signatures on Election Night?

Yes 17%  
No 83%



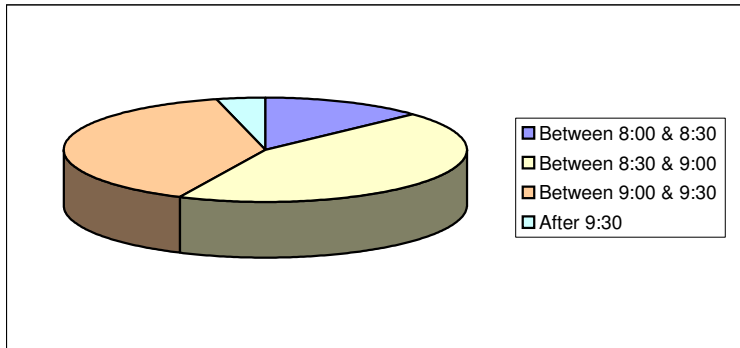
Did you have any problem completing your Poll Book cover?

Yes 16%  
No 84%



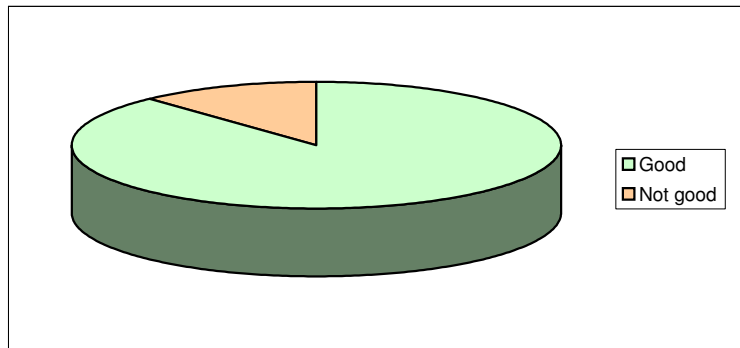
At what time were you able to close your polling place and dismiss your staff?

Between 8:00 & 8:30 13%  
Between 8:30 & 9:00 44%  
Between 9:00 & 9:30 39%  
After 9:30 4%



How would you describe dropping off the ballots on Election Night?

Good 88%  
Not good 12%



Are you planning to remain a Chief Judge at your precinct for future elections?

Yes 87%  
No 8%  
NA 5%

